
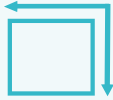








# Meeting Room Dimensions & Capacities

Name of Room	 Dimensions	 Area	 Ceiling Height	 Door Dimensions	 Theatre	 Classroom	 Banquet	 Reception
Athena Grand Hall 1,2,3	16m x 12.5m	200m <sup>2</sup>	4m	2.2m x 2m	-	-	-	-
Hall 1	15m x 15m	225m <sup>2</sup>	-	-	280pax	150pax	150pax	350pax
Hall 2	7m x 7.5m	52.5m <sup>2</sup>	-	-	-	30pax	30pax	-
Hall 3	7m x 7.5m	52.5m <sup>2</sup>	-	-	-	30pax	30pax	-

Dimensions are approximate and in metres